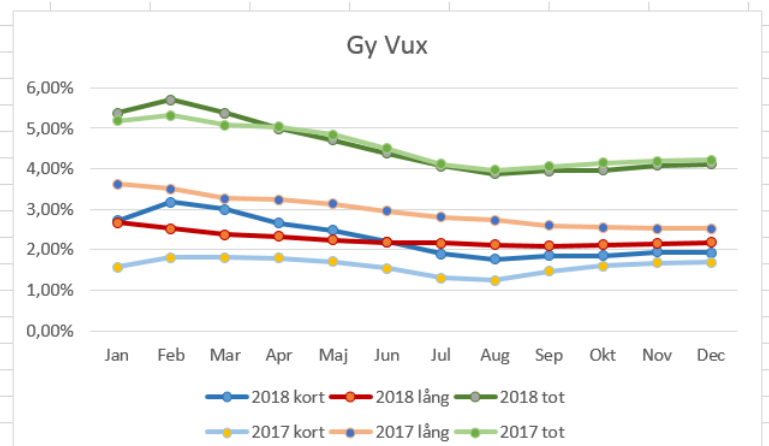


Sjukfrånvaro GVN 2018



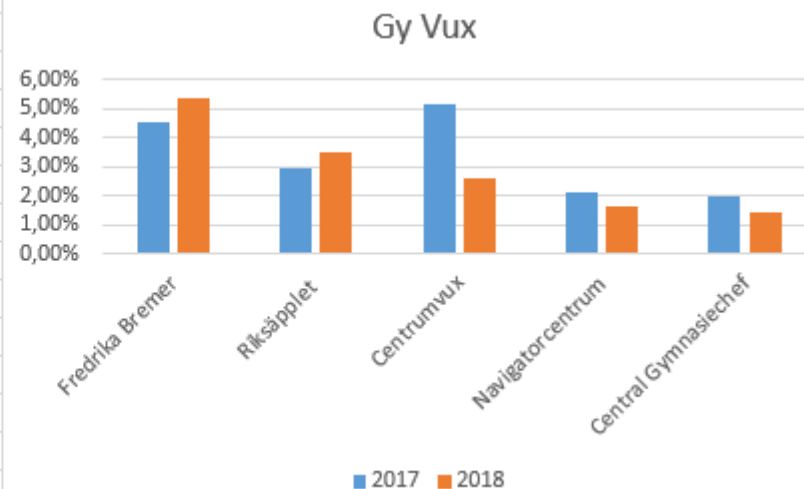
Gymnasie Vuxenutb. Totalt mån ack.

Gy vux	2018 kort	2018 lång	2018 tot	2017 kort	2017 lång	2017 tot
Jan	2,71%	2,67%	5,38%	1,57%	3,62%	5,19%
Feb	3,18%	2,52%	5,70%	1,81%	3,51%	5,32%
Mar	3,00%	2,37%	5,37%	1,81%	3,27%	5,08%
Apr	2,66%	2,33%	4,99%	1,80%	3,23%	5,03%
Maj	2,47%	2,23%	4,71%	1,71%	3,13%	4,84%
Jun	2,20%	2,19%	4,38%	1,54%	2,96%	4,49%
Jul	1,89%	2,17%	4,06%	1,31%	2,80%	4,11%
Aug	1,77%	2,11%	3,88%	1,24%	2,73%	3,97%
Sep	1,86%	2,10%	3,95%	1,46%	2,59%	4,06%
Okt	1,85%	2,12%	3,97%	1,59%	2,55%	4,15%
Nov	1,94%	2,15%	4,09%	1,67%	2,52%	4,19%
Dec	1,93%	2,19%	4,12%	1,70%	2,52%	4,22%

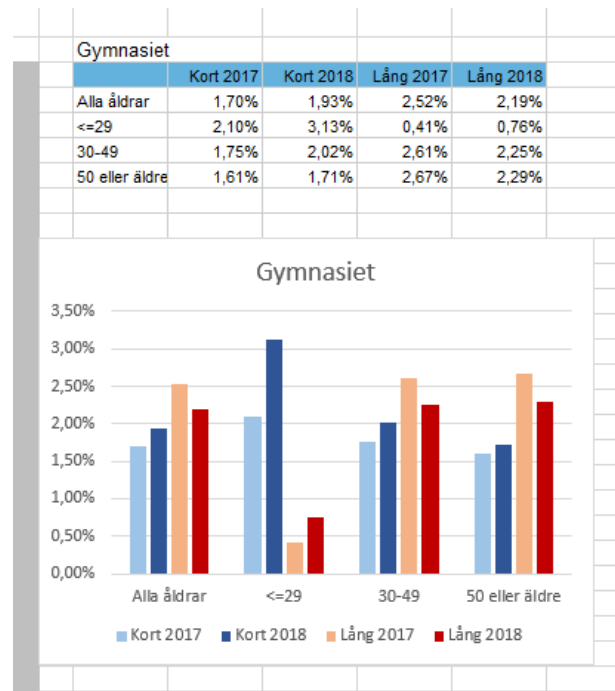


Enhetsvis gymnasie vuxenutb.

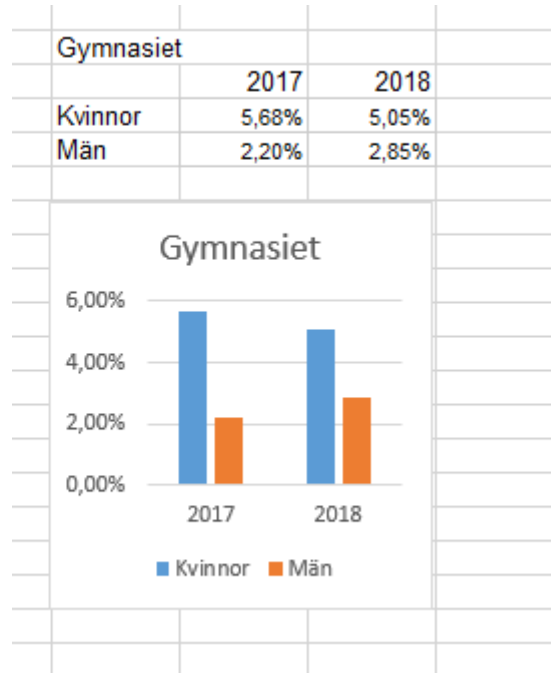
	2017	2018	Diff
Fredrika Bremer	4,55%	5,40%	0,84%
Riksäppet	2,97%	3,49%	0,53%
Centrumvux	5,16%	2,62%	-2,53%
Navigatorcentrum	2,09%	1,65%	-0,44%
Central Gymnasiechef	1,96%	1,45%	-0,51%



Lång och kort ålder



Kön

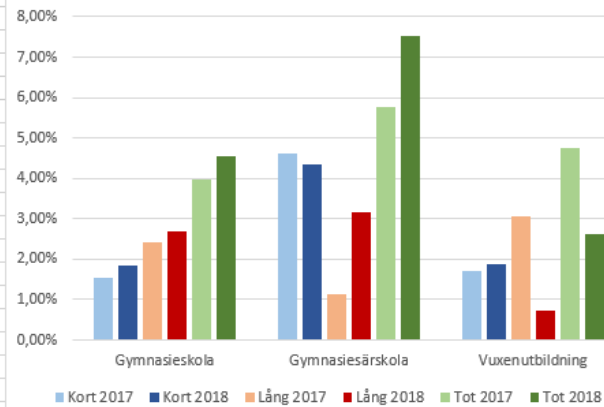


Spår i skolan

Gy Vux

	Kort 2017	Kort 2018	Lång 2017	Lång 2018	Tot 2017	Tot 2018
Gymnasiesk	1,53%	1,85%	2,43%	2,70%	3,96%	4,55%
Gymnasiesä	4,62%	4,36%	1,14%	3,16%	5,76%	7,52%
Vuxenutbildn	1,71%	1,87%	3,05%	0,74%	4,76%	2,61%

Gymnasie spår



Befattningar gymnasiet vuxenutb.

